

# 2020 STUDENT SURVEY

## ALCOHOL MISUSE BY YOUTH IN SOUTHWEST OHIO

The PreventionFIRST! (PF!) Student Survey is a youth survey administered every other year. Results of the Student Survey provide comprehensive descriptions of the self-reported drug use patterns of area youth. In addition to substance use/misuse, students are asked about gambling behaviors, school climate, and other factors associated with substance use/misuse. The following data is the results to the 2019-2020 survey cycle.



### METHODOLOGY

Every tri-state area school is invited to participate. Overall, 38,753 students completed the localized version of the Pride Surveys Questionnaire between October 2019 and November 2019. Students in school the day(s) the survey was conducted, completed the survey. No surveys were conducted outside of the school building.

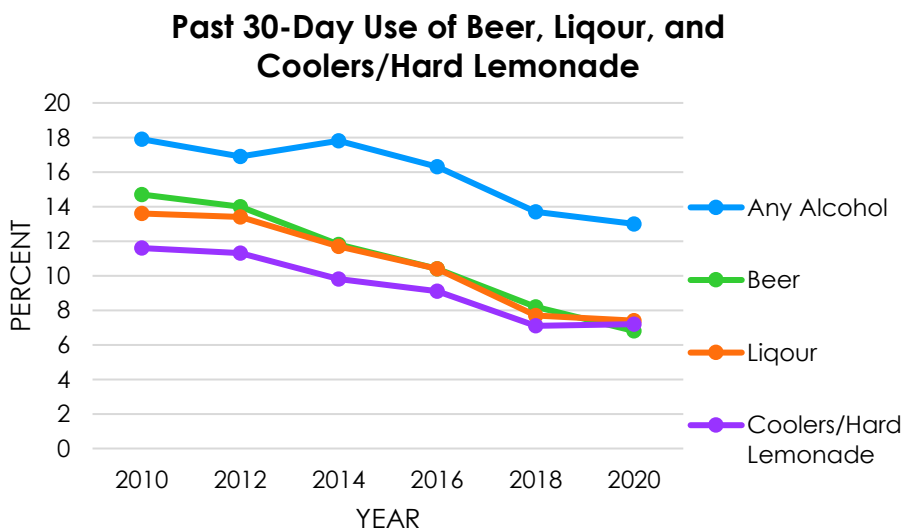
### DEMOGRAPHICS

The data reported comes from a census of 77 public and private schools from the 7<sup>th</sup>-12<sup>th</sup> grade student population from Butler, Clermont, Hamilton, and Warren counties in Ohio. The racial/ethnic makeup of respondents is representative of the schools who participated.

## Two Key Measures for Alcohol Use

Measure	Any Alcohol	Beer	Liquor	Coolers/ Hard Lemonade
Past 30-Day Use	13.0%	6.8%	7.4%	7.2%
Perception of Harm <sup>1</sup>	77.6%	51.5%	60.0%	49.4%

<sup>1</sup>Percent responding harmful or very harmful



### 2020 Past 30-Day Use of Alcohol by Grade

GRADE	PERCENT
7 <sup>th</sup>	3.6%
8 <sup>th</sup>	6.7%
9 <sup>th</sup>	9.4%
10 <sup>th</sup>	16.0%
11 <sup>th</sup>	21.1%
12 <sup>th</sup>	25.8%

### Key Contact:

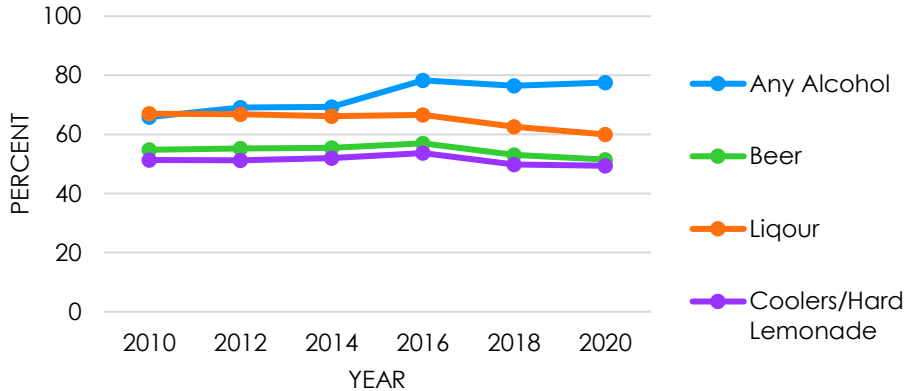
Sarah Sawmiller, Manager of Evaluation  
 MPH, OCPS, CHES  
 ssawmiller@prevention-first.org

# ALCOHOL MISUSE BY YOUTH IN GREATER CINCINNATI

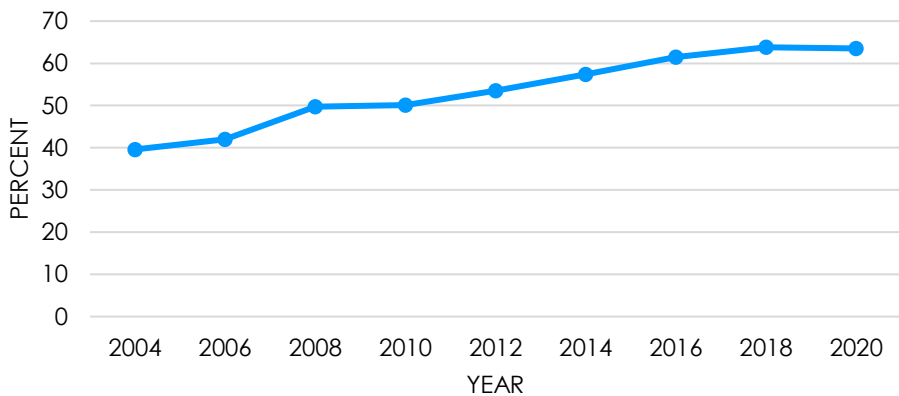
2020 STUDENT SURVEY



### Perception of Harm



### Perception of Friend Disapproval for Alcohol



**Age of First Use** for Alcohol is **13.2 years old.**

**15.7%** of students said that their friends use alcohol

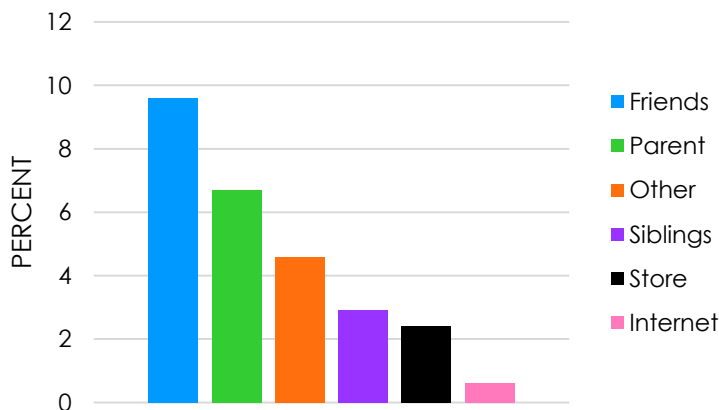
**Weekends** were the most reported time for using Alcohol with **14.9% saying they used alcohol**

Perception of **Parental Disapproval** is at **85.3%**

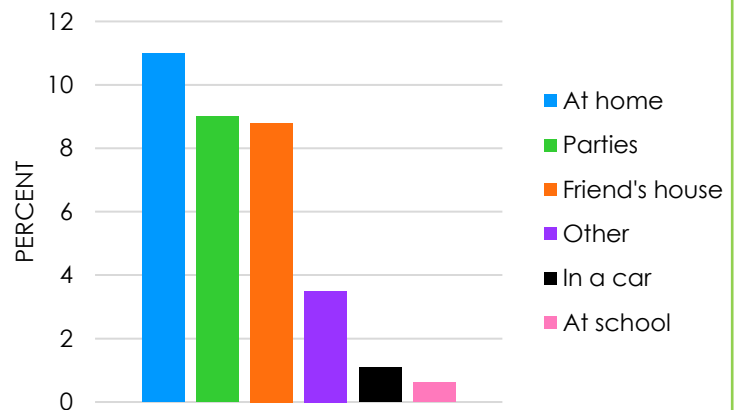
**5.4%** of students said that consumed **more than 5 drinks** in one sitting, in the past 30-days.

**Alcohol** is perceived as the 2<sup>nd</sup> most **available** with **37.6%** of students reported them as fairly/very easy to obtain.

### From Whom Do You Get Alcohol?



### Where Do You Usually Use Alcohol?



## ADDITIONAL INFORMATION

Visit: [www.prevention-first.org](http://www.prevention-first.org) for topic summaries & regional finding for 2000 - 2020

**Special thanks to:** Charles H. Dater Foundation · Hamilton County MHRBS · Interact for Health · Louis and Louise Nippert Charitable Foundation · Ohio MHAS · PRIDE Surveys, Inc · Robert and Adele Schiff Family Foundation · School Participants · SAMHSA Federal CARA Grant · City of Cincinnati · PNC Charitable Funds · Western and Southern Foundation · Drees Foundation · PFI Board of Trustees · Local member coalitions and other county organizations who facilitated and funded the implementation of this survey.